



AIR SYSTEMS LIMITED

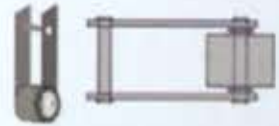
ELECTROSTATIC PRECIPITATOR SPARE PARTS - ALSTOM / ABB / FLAKT / BHEL STYLE



EMITTING ELECTRODE
ASPL PART No.SW 195



GRIP COUPLING
ASPL PART No.SW 213



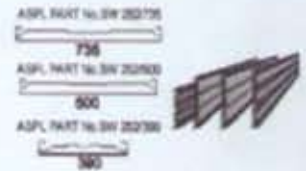
OUTER ARM COLLECTING
ASPL PART No.SW 187



INNER ARM
ASPL PART No.SW 190



HEATING ELEMENT HOPPER
ASPL PART No.SW 204/1



ASPL PART No.SW 202/30
756
ASPL PART No.SW 202/00
500
ASPL PART No.SW 202/30
390


COLLECTING ELECTRODE



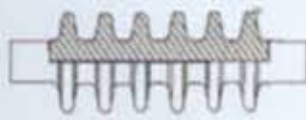
DISCONNECTING SWITCH
ASPL PART No.SW 193



THERMOSTATS
ASPL PART No.SW 224
Range 90 - 100 deg C



OUTER ARM EMITTING
ASPL PART No.SW 205



SHAFT INSULATOR
ASPL PART No.SW 201



GAS DISTRIBUTION SCREEN
ASPL PART No.SW 189



SHOCK BAR (TYPE-1)
ASPL PART No.SW 196



CYLINDRICAL INSULATOR
ASPL PART No.SW 243



HEATING ELEMENT FOR INSULATOR
ASPL PART No.SW 204/2



REAR LINK ROD
ASPL PART No.SW 228



SHAFT INSULATOR HEATER
ASPL PART No. 246



RAPPING SHAFT (EMITTING)
ASPL PART No. SW 241



CONICAL INSULATOR
ASPL PART No. SW 244



SCREEN TUBE FOR
SUPPORT INSULATOR
ASPL PART No. SW 206



COUPLING FOR CERM SHAFT
ASPL PART No. SW 210



HOPPER GAS SCREEN
ASPL PART No. SW 225



PLAIN BEARING
ASPL PART No. SW 207



DEFLECTION PLATE
ASPL PART No. SW 192




SHOCK BAR (TYPE-II)
ASPL PART No. SW 224



PIN WHEEL I
ASPL PART No. SW 191



"U" GUIDE
ASPL PART No. SW 239



ACCESS DOOR
ASPL PART No. SW 209



SHOCK BAR GUIDE
ASPL PART No. SW 233



RAPPING SHAFT (COLLECTING)
ASPL PART No. SW 240



PIN WHEEL II
ASPL PART No. SW 242



ROTARY AIR LOCK VALVE
ASPL PART No. SW 245